

# IMPORTANT SAFETY INSTRUCTIONS

When using electrical appliances, especially when children are present, basic safety precautions should always be followed, including the following:

## READ ALL INSTRUCTIONS BEFORE USING

## KEEP AWAY FROM WATER

**DANGER** — To reduce the risk of electrocution:

1. Always unplug this appliance immediately after using.
2. Do not use while bathing.
3. Do not place or store appliance where it can fall or be pulled into a tub or sink.
4. Do not place in or drop into water or other liquids.
5. If an appliance falls into water, unplug immediately. Do not reach into water.

**WARNING** — To reduce the risk of burns, electrocution, fire, or injury to persons:

1. An appliance should never be left unattended when plugged in.
2. Close supervision is necessary when this appliance is used by, on, or near children or individuals with certain disabilities.
3. Use this appliance only for its intended use as described in the manual. Do not use attachments not recommended by Conair.

4. Never operate this appliance if it has a damaged cord or plug, if it is not working properly, if it has been dropped or damaged, or dropped into water. Return the appliance to an authorized service center for examination and repair.
5. Keep the cord away from heated surfaces. Do not tightly wrap the cord around the appliance.
6. Never block the air openings of the appliance or place it on a soft surface, such as a bed or couch, where the air openings may be blocked. Keep the air openings free of lint, hair, and other material.
7. Never use while sleeping or drowsy.
8. Never drop or insert any object into any opening or hose.
9. Do not use outdoors or operate where aerosol (spray) products are being used or where oxygen is being administered.
10. Do not use an extension cord with this appliance.
11. Do not immerse appliance in water.
12. Do not touch hot surfaces of the appliance.
13. Do not touch the posts that hold the curlers. They are hot.
14. Use appliance on a level surface.
15. CAUTION: You shouldn't use on wet hair. Hair should be dry. Do not use liquids or gels on hair with rollers.

## SAVE THESE INSTRUCTIONS


# OPERATING INSTRUCTIONS

### Basic Use Procedure:

1. Before plugging unit into outlet, insert rollers into the hairsetter unit. Rollers should be open when heated (not snapped shut).
2. Place hairsetter on a firm, flat surface. Plug into any ordinary household (125 AC) outlet. This appliance has a polarized plug (one blade is wider than the other). As a safety feature, this plug will fit in a polarized outlet only one way. If the plug does not fit fully into the outlet, reverse the plug. If it still does not fit, contact a qualified electrician. Do not attempt to defeat this safety feature.
3. With lid in closed position, allow rollers to heat. This will heat up rollers the quickest and most efficiently. The Ready Dot will turn from red to white when rollers are ready to use. In minutes, the rollers will be hot and you can begin setting your hair.
4. Allow rollers to heat longer for tighter curls. Never leave your hairsetter on and unattended. Always unplug the hairsetter when not in use. Allow hairsetter to cool, then store in a safe place.

## GETTING TO KNOW YOUR HAIRSETTER

- 12 Rollers in 2 Sizes
- Clipless Rollers



## MAINTENANCE

Your hairsetter is designed for household use and is virtually maintenance free. This product represents the highest standards of workmanship and engineering research. If cleaning becomes necessary, disconnect the appliance from the power source. Allow the setter to cool. Occasionally you may want to clean your rollers. Use a damp cloth and mild detergent or soap. If any abnormal condition occurs, unplug the hairsetter, allow it to cool, and return it to a Conair service center for repair.

## STORAGE

Unplug hairsetter and allow it to cool. Loosely wrap the cord around the base of unit for storage. Place in a safe, dry location, out of the reach of children.

## STYLING TIPS

Secret Curl™ Hairsetter, with its unique roller system, produces excellent curling power. You can achieve a professional “Look” with a head full of spiral curls on any length hair, without leaving your home. Curls and volume are possible, even on the straightest hair. With Secret Curl™ Hairsetter, your tight or soft curls will form quickly and last longer.

Soft curls can be obtained by using a shorter heat-up time and removing rollers soon after you have completed your set.

The amount of hair per section will determine the tightness of the curl: For firm curls, use small sections of hair; for soft, loose curls, use larger sections of hair.

After using Secret Curl™ Hairsetter several times, you will find the best timing suitable for the texture of your hair and for attaining the particular style desired.

## HOW TO USE

Place hairsetter on flat surface and plug into outlet. Rotate the cover to closed position. When rollers are fully heated, rotate the cover again to access the first three rollers in the size you desire — choose small or medium.

Step 1. Comb through clean, dry hair so it is smooth and free of tangles. When rollers are fully heated, rotate cover to access. Choose desired roller size.



Step 2.  
Place the roller in the middle of a 1-inch strand of hair, wind ends around shaft and roll upward.



Step 3.  
Roll to the scalp and click shut. Roller should close easily. If it does not, use a smaller section of hair.



Step 4.  
Continue around the head until all rollers are in place.



Step 5.  
Let rollers cool completely, open and gently unwind.



### TO REMOVE SECRET CURL™ ROLLERS

Carefully remove rollers by opening and unwinding. Once all rollers are removed, allow hair to cool, then style as desired, using fingers or a wide-tooth comb. We do not recommend using a brush, as brushing may change the look and shape of the curl and affect the style. Place rollers back into appropriate compartments for storage.


These rollers are washable. If desired, use a damp cloth with mild detergent or soap and let dry before putting back in the hairsetter unit.

### HAIR STYLES

Secret Curl™ can be used to create 2 different styles:


#### Looser Curl

Section hair into 1-inch sections. Place roller in the middle of the strand, wind the ends around, roll upward and click shut. Let roller cool, then release and gently unwind. Run fingers through hair to loosen curl.



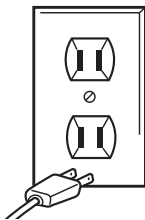
#### Lift at Crown

For lift and volume at crown, place the roller at scalp and manually wind hair around. Click shut, cool and gently release.



**WARNING: IF YOU THINK THE POWER IS OFF WHEN THE SWITCH IS OFF, YOU'RE WRONG.**

**KEEP AWAY FROM WATER**



Everyone knows that electricity and water are a dangerous combination. But did you know that an electric appliance is still electrically live even if the switch is off? If the plug is in, the power is on. So when you are not using your appliances, keep them unplugged.

**ALWAYS UNPLUG SMALL APPLIANCES**

### LIMITED TWO YEAR WARRANTY

Conair will repair or replace (at our option) your unit free of charge for 24 months from the date of purchase if the appliance is defective in workmanship or materials.

To obtain service under this warranty, return the defective product to the service centre listed below, together with your purchase receipt and \$5.00 for postage and handling. In the absence of a purchase receipt, the warranty period shall be 24 months from the date of manufacture.

**ANY IMPLIED WARRANTIES, OBLIGATIONS, OR LIABILITIES, INCLUDING BUT NOT LIMITED TO THE IMPLIED WARRANTY OF MERCHANTABILITY AND FITNESS FOR A PARTICULAR PURPOSE, SHALL BE LIMITED IN DURATION TO THE 24 MONTH DURATION OF THIS WRITTEN, LIMITED WARRANTY.**

**IN NO EVENT SHALL CONAIR BE LIABLE FOR ANY SPECIAL, INCIDENTAL, OR CONSEQUENTIAL DAMAGES FOR BREACH OF THIS OR ANY OTHER WARRANTY, EXPRESS OR IMPLIED, WHATSOEVER.**

This warranty gives you specific legal rights, and you may also have other rights, which vary from province to province.

#### SERVICE CENTRE:

Conair Consumer Products ULC  
100 Conair Parkway,  
Woodbridge, Ontario, L4H 0L2.  
1-855-926-6247

©2014 Conair Consumer Products ULC  
www.conaircanada.ca  
Consumer Call Centre E-mail :  
Consumer\_Canada@Conair.com

tal.2017.12.01  
14CN147301

# Secret Curl<sup>1</sup>

SNAP ROLLERS

*A modern twist on the perfect curl*



## Have a Question?

*Please do not return this product to the retailer.*

**Call Us First!**

**Our customer service and product experts are ready to answer ALL your questions.**

**Please call our TOLL-FREE customer service number at: 1-855-926-6247 or visit us online at [www.conaircanada.ca](http://www.conaircanada.ca)**

For your safety and continued enjoyment of this product, always read the instruction book carefully before using.

Instruction & Styling Guide  
**Model HS63C**

**infiniTiPRO**  
by CONAIR<sup>®</sup>

IB-13217